SC1212

SMD POWER INDUCTORS



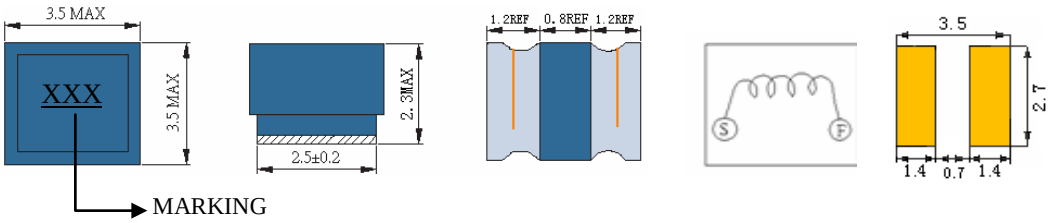

● Features

1. Magnetically shielded construction
2 Low DCR
3 Small size
4 Excellent Power Density
5 Engineered to Provide High Efficiency

ELECTRICAL CHARACTERISTICS

Part Number	Inductance (uH) (1)	Test Frequency	DC Resistance (Ω MAX) (2)	Saturation Current (3) (mA)	Temperature Current (4) (mA)
SC1212-561	560	1KHZ	8.0	41	190
SC1212-681	680	1KHZ	9.0	37	175
SC1212-102	1000	1KHZ	12.0	30	145
SC1212-152	1500	1KHZ	15.0	25	130
SC1212-222	2200	1KHZ	23.5	20	110

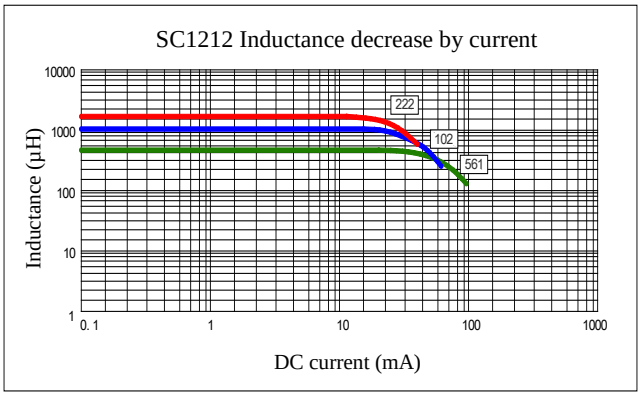

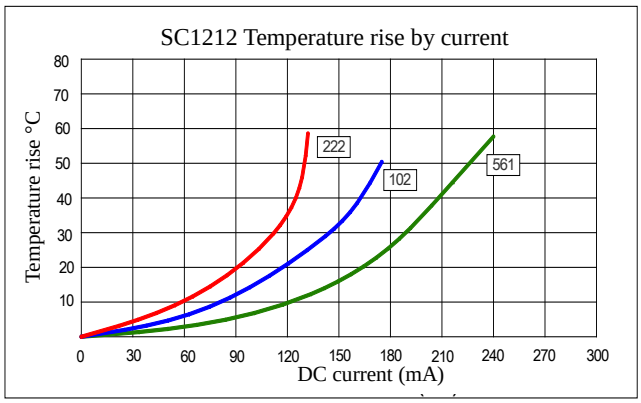

(1). Inductance tolerance±30% tested at 1.0V, 0ADC and 25℃
(2). DCR measured at 25℃.
(3). The DC current at which the inductance decreases by 30% from its initial value.
(4). The DC current that results in a 40℃ temperature rise from 25℃ ambient.

Click here for QUANTITY PER REEL & PACKING INFORMATION

Custom versions available upon request.

©2011 Signal Transformer –Specification subject to change without notice. 07.11

Signal Transformer
www.signaltransformer.com
500 Bayview Avenue, Inwood, NY 11096
Toll Free 866-239-5777 • Tel 516-239-5777 • Fax 516-239-7208
Sales@signaltransformer.com • techhelp@signaltransformer.com